



XP Presidential Poll

June, 2018



Conducted by:

Instituto de pesquisas sociais, políticas e econômicas (Ipespe)

Sample:

1000 interviews/each week

Coverage:

National

Method:

Phone call interviews

Margin of Error:

1000 interviews: 3.2. p.p.

XP Presidential Polls

Month & Week	Data Colection	TSE Register#
May Wk3	May-15 to May-18	BR-09600/2018
May Wk4	May-21 to May-23	BR-05699/2018
May Wk5 (Truck Strike)	-	-
June Wk1	Jun-04 to Jun-06	BR-05997/2018
June Wk2	Jun-11 to Jun-13	BR-07273/2018
June Wk3	Jun-18 to Jun-20	BR-06647/2018

Voter profile: current week distribution

VOTER PROFILE (% OF TOTAL)	
GENDER	
MALE	48%
FEMALE	52%
AGE	
16 & 17 YO	1%
18 TO 34 YO	33%
35 TO 54 YO	41%
+55 YO	26%
OCUPATION	
WORKING	64%
NOT WORKING	36%
INCOME (MW = USD260)	
E CLASS (< 1 MW)	20%
D CLASS (1 TO 2 MW)	30%
C CLASS (2 TO 5 MW)	33%
B CLASS (5 TO 20 MW)	13%
A CLASS (> 20 MW)	4%
DIDN'T ANSWER	0%
EDUCATION LEVEL	
ELEMENTARY SCHOOL	13%
MIDDLE SCHOOL	21%
HIGH SCHOOL	45%
HIGHER EDUCATION	21%
REGION	
NORTH	8%
NORTHEAST	27%
SOUTHEAST	43%
SOUTH	15%
MIDWEST	7%
TYPE OF CITY	
CAPITAL TOWNS	25%
OUTLYING TOWNS	14%
COUNTRY TOWNS	61%
CITY SIZE	
< 50.000 HAB	30%
50.001 TO 200.000 HAB	22%
200.001 TO 500.000 HAB	15%
> 500.000 HAB	32%
RELIGION	
CATHOLIC	61%
EVANGELICAL	22%
HAVE NO RELIGION	0%
SPIRITTUALISM	3%
OTHER	6%
ADVENTITST	1%
AFRICAN-BRAZILIAN	0%

This week, XP Presidential Poll shows little or no change in first-round scenarios. In second-round scenarios, Bolsonaro continues to recede and fell between 1 p.p. and 2 p.p. (within the margin of error) in all four scenarios in which he is considered. He still loses to Lula (33% to 41%) and remains technically tied to Geraldo Alckmin (32% to 31%), Marina Silva (32% to 36%) and Ciro Gomes (33% to 32%).

The majority of the voters doesn't care about the elections yet. On the one hand, as the World Cup kicks in the number of voters uninterested in the election (not interested + bit interested) grew from 51% in the previous week to 56% now. On the other hand, even with the start of the most popular sport event in the world, it wasn't able to curb the rejection rate of the current administration that marked a new high at 85%

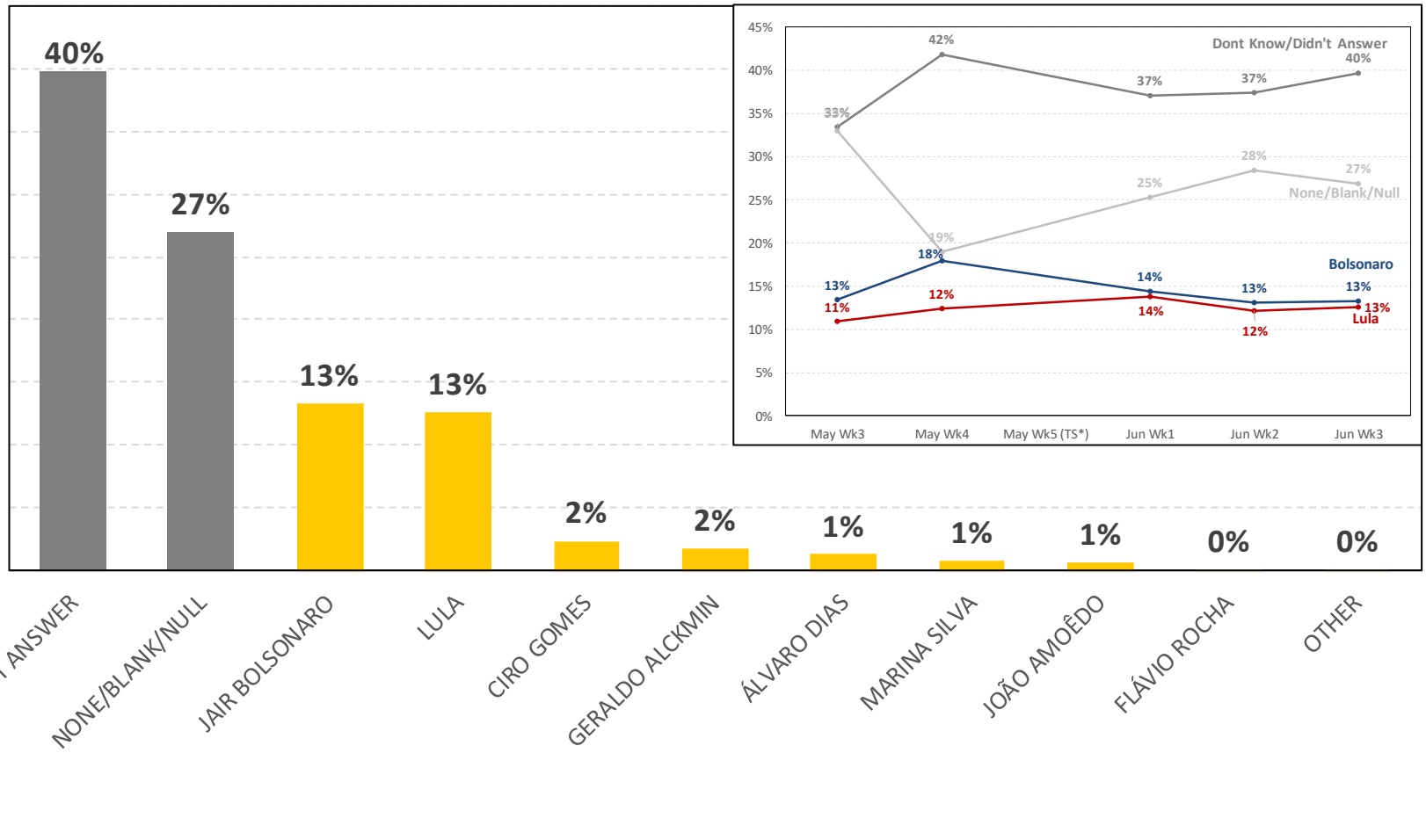
For the first time, the electorate was asked about their opinion on controversial themes. Bolsonaro's voters were those most in favor of the right to keep and bear arms, to reduce the legal age from 18 years to 16 years old, death penalty, military intervention and privatizations. Geraldo Alckmin's voters, however were those most in favor of a pension reform.

1. Electoral Scenarios

2. Assessing the electorate & Microdata Analysis

June
Week 3

IF THE ELECTION WAS TODAY, WHO'D YOU VOTE FOR? (SPONTANEOUS)

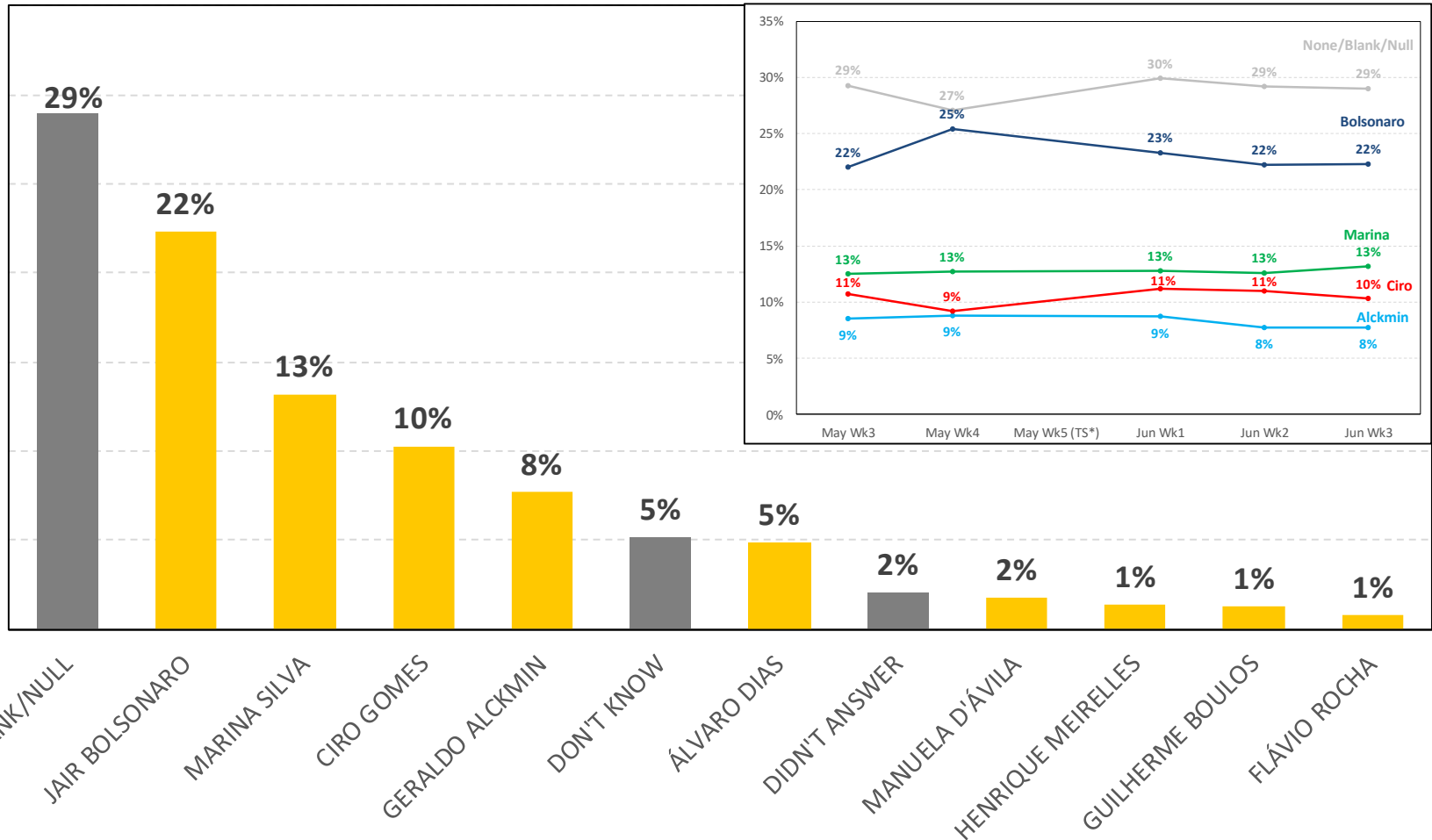


Source: XP Investimentos – Presidential Polls [TSE register # available on slide 2].

Scenario 1 – PT presents no candidate

June Week 3

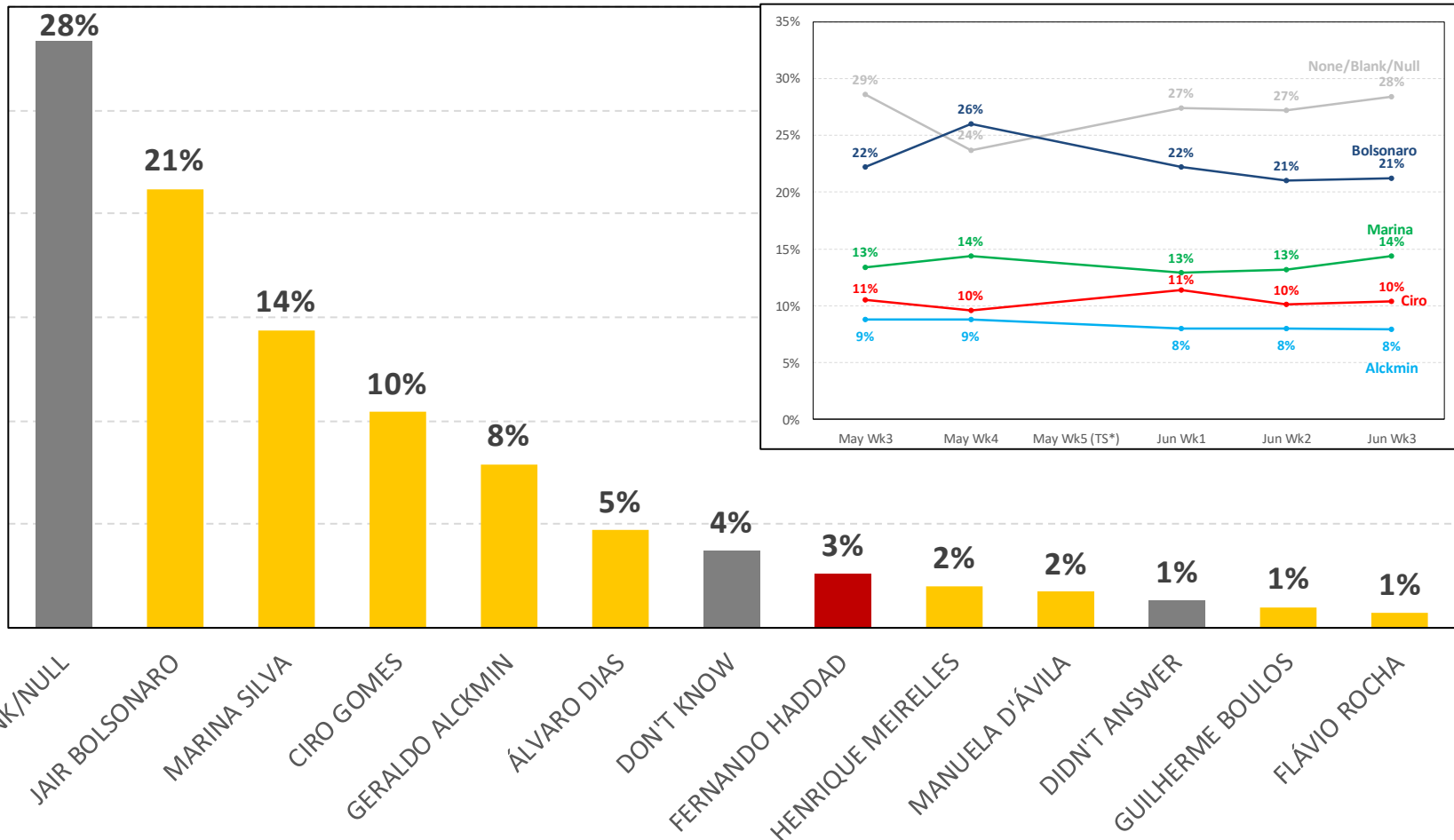
IF THE ELECTION WAS TODAY AND THE CANDIDATES WERE____, WHO'D YOU VOTE FOR?



Source: XP Investimentos – Presidential Polls [TSE register # available on slide 2].

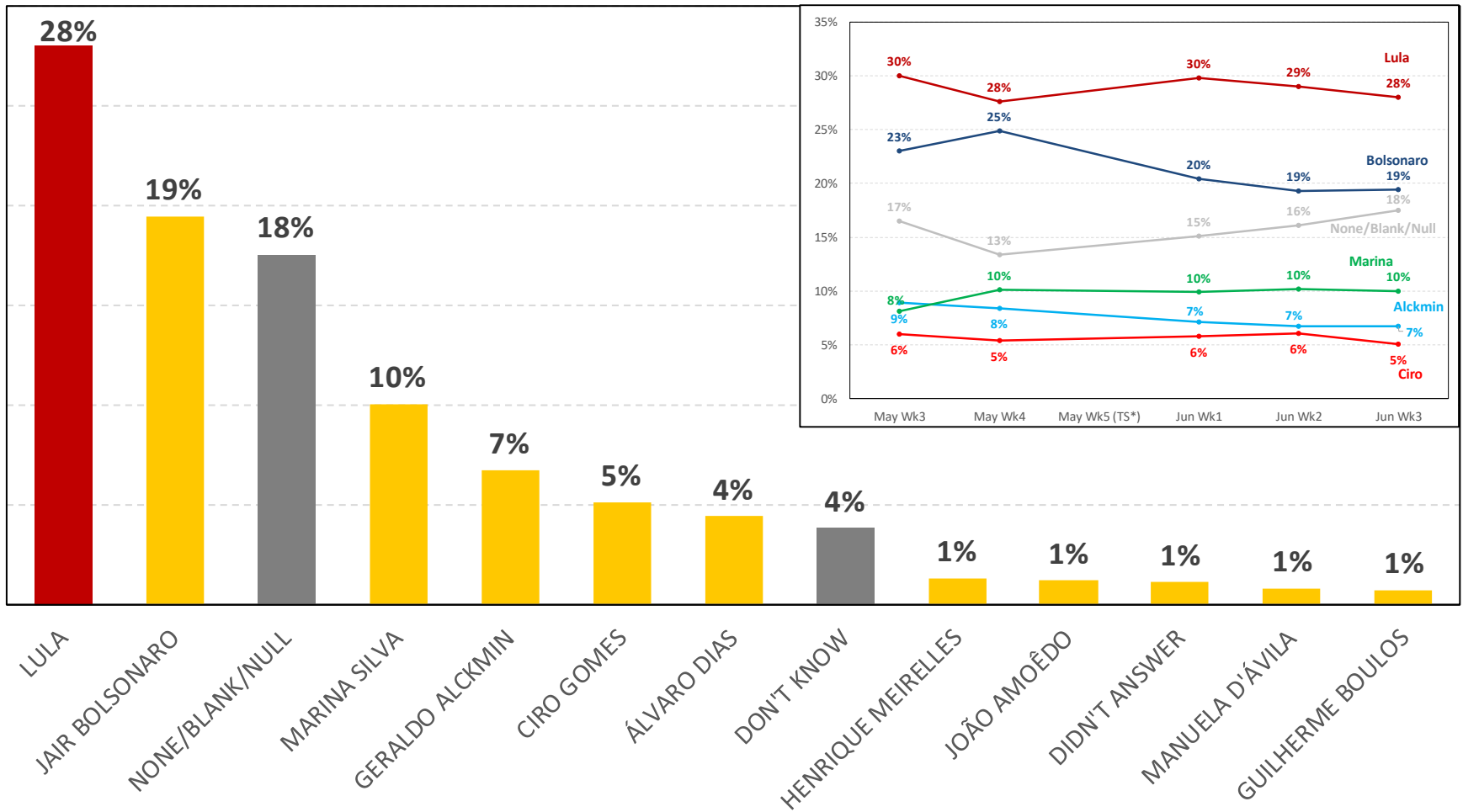
June
Week 3

IF THE ELECTION WAS TODAY AND THE CANDIDATES WERE____, WHO'D YOU VOTE FOR?



June
Week 3

IF THE ELECTION WAS TODAY AND THE CANDIDATES WERE____, WHO'D YOU VOTE FOR?

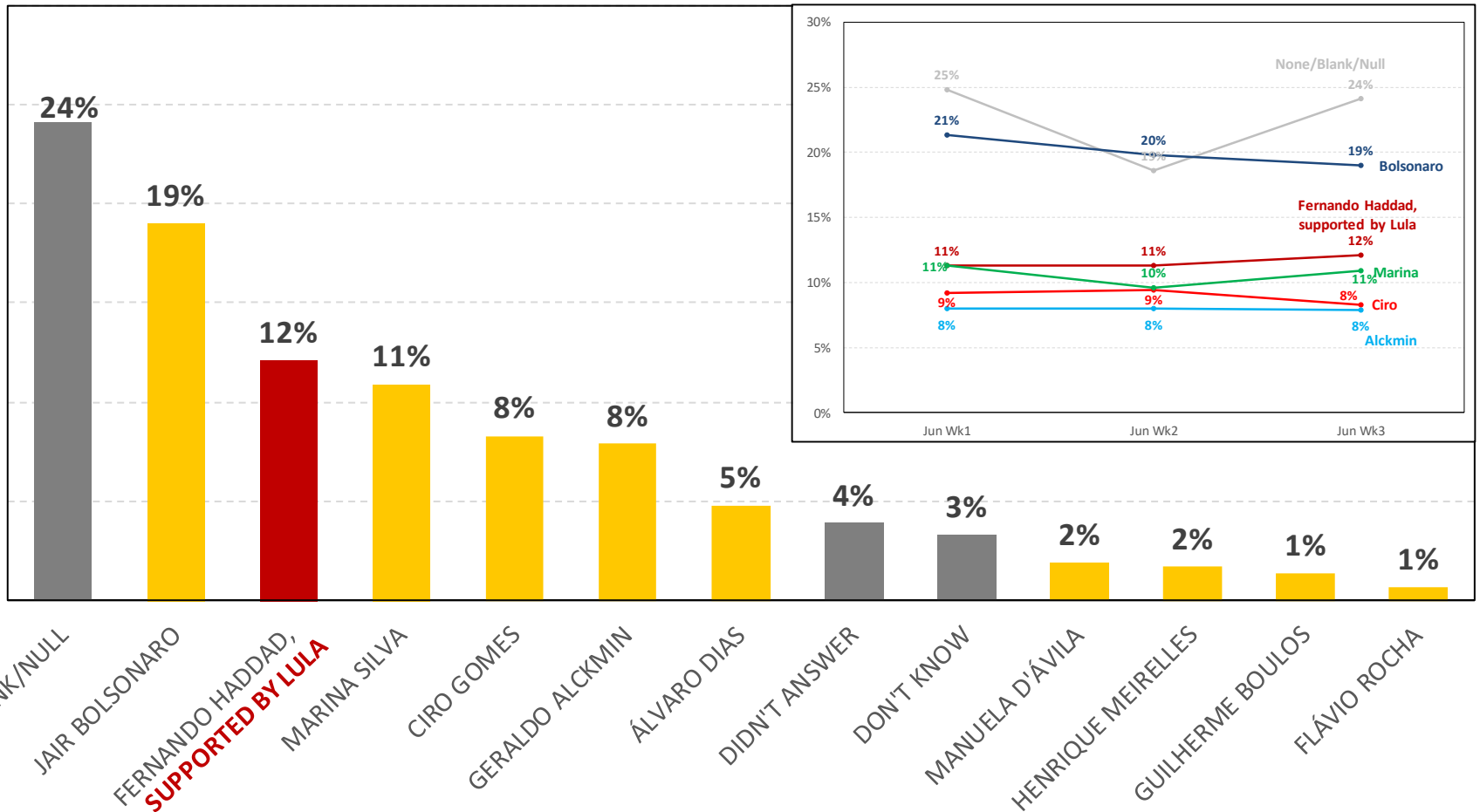


Source: XP Investimentos – Presidential Polls [TSE register # available on slide 2].

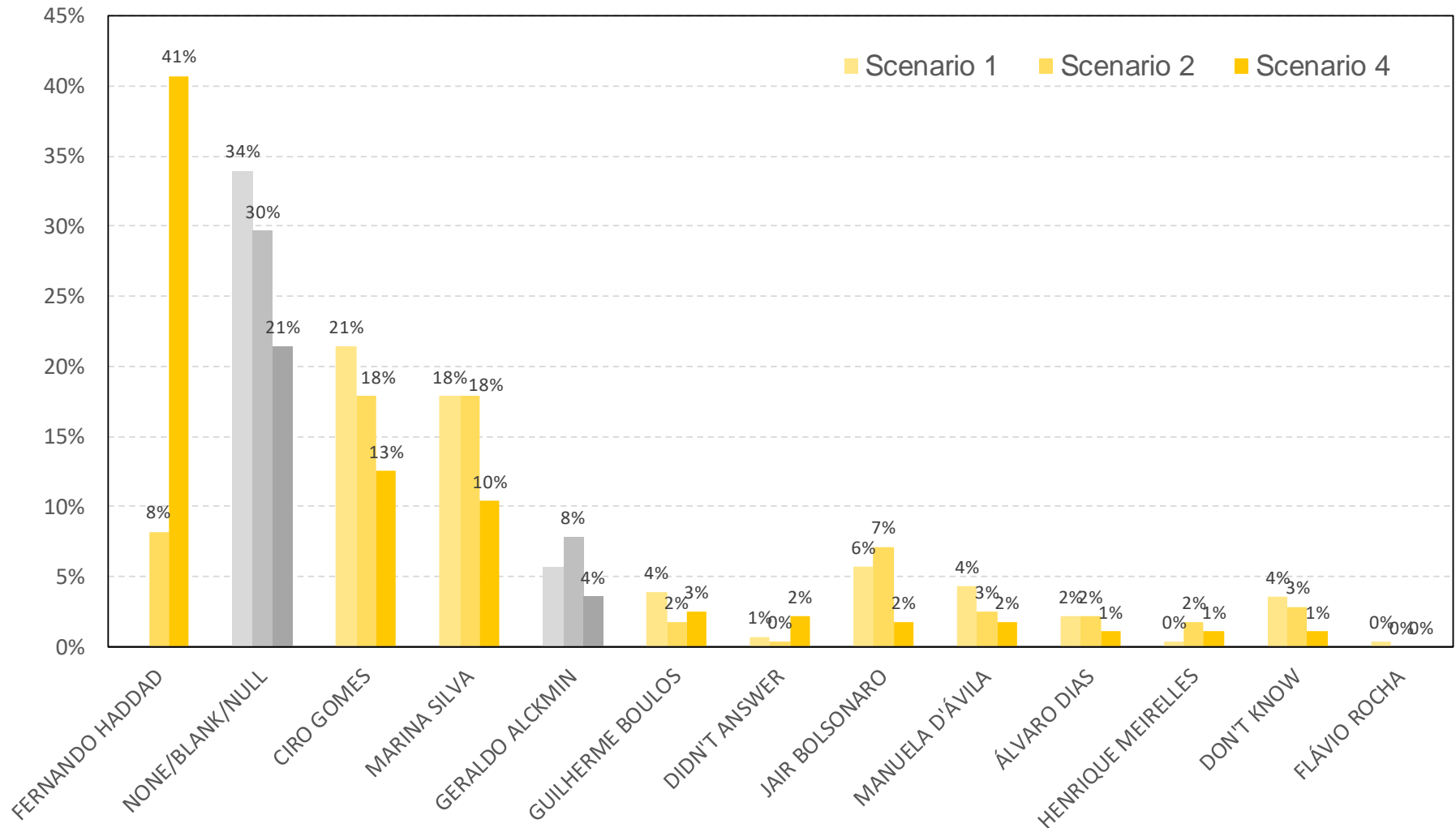
Scenario 4 – Haddad with Lula's support

June
Week 3

IF THE ELECTION WAS TODAY AND THE CANDIDATES WERE____, WHO'D YOU VOTE FOR?



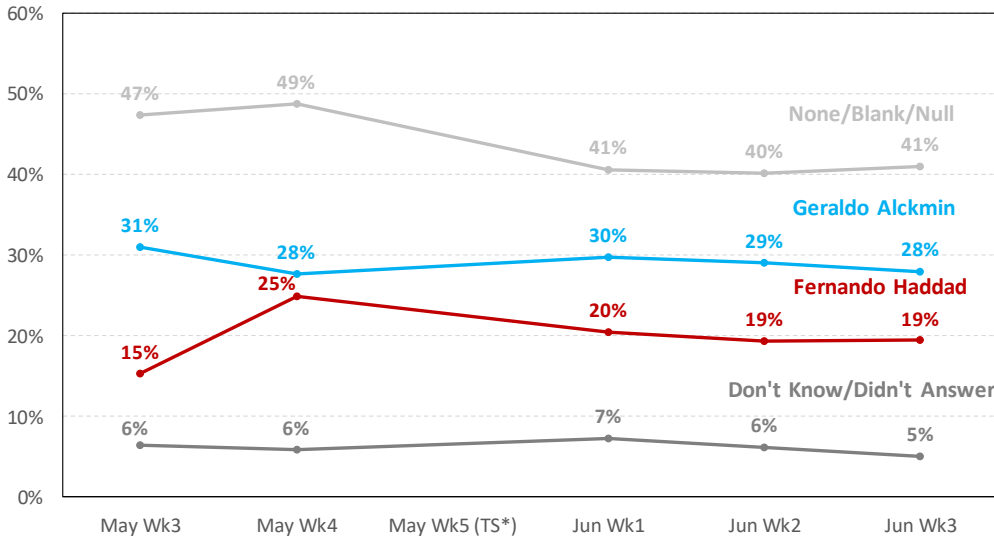
Lula's Vote Migration



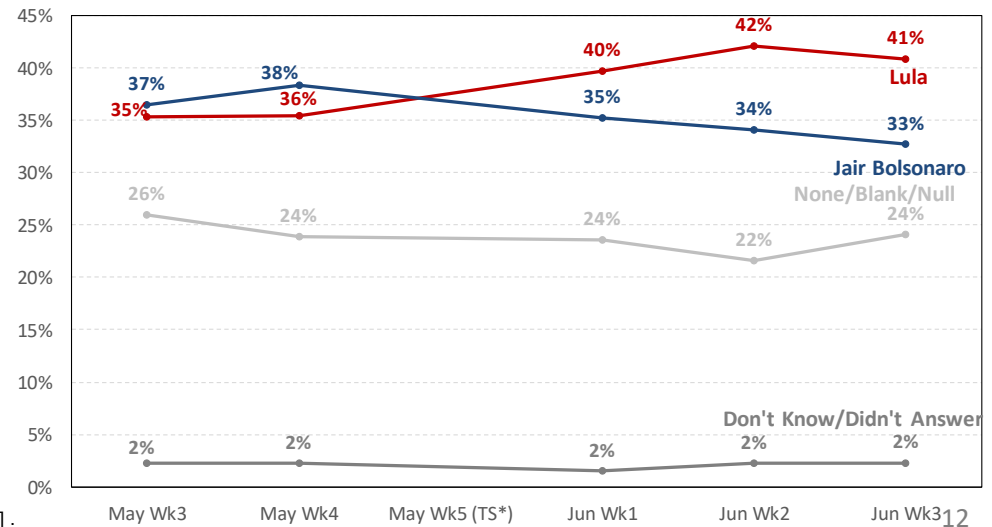
Source: XP Investimentos – Presidential Polls [TSE register # available on slide 2].

2nd Round Scenarios

IF THERE'S A 2nd ROUND, WHO'D YOU VOTE FOR IF THE OPTIONS WERE:

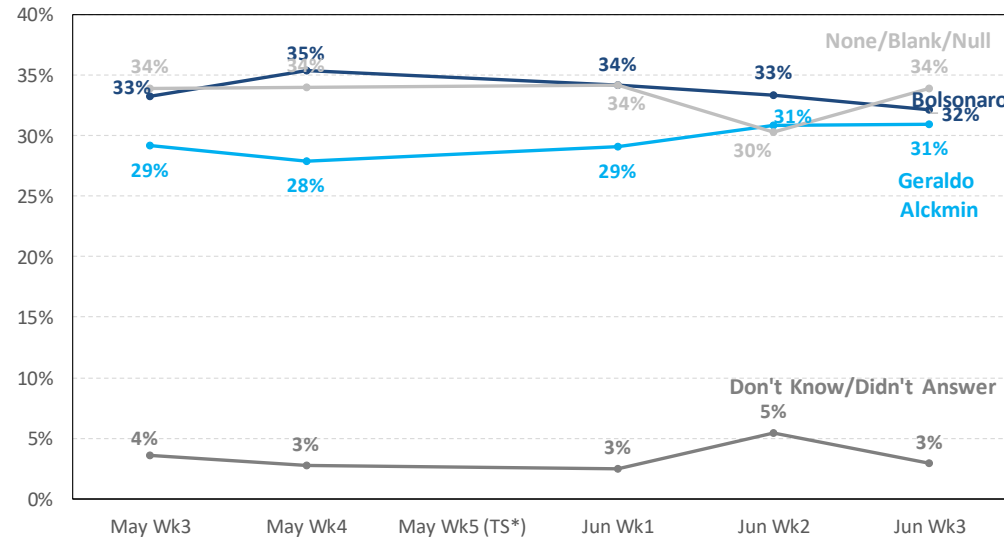


IF THERE'S A 2nd ROUND, WHO'D YOU VOTE FOR IF THE OPTIONS WERE:

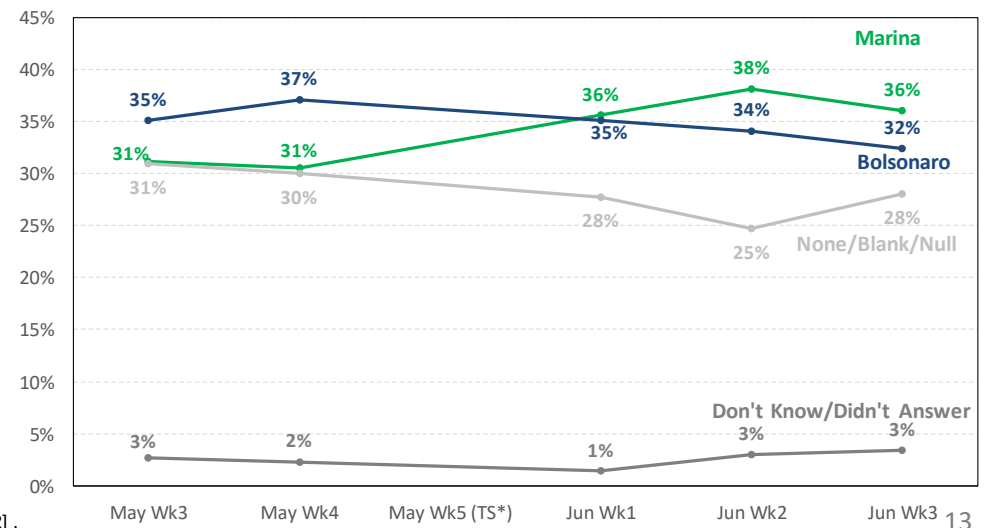


2nd Round Scenarios

IF THERE'S A 2nd ROUND, WHO'D YOU VOTE FOR IF THE OPTIONS WERE:

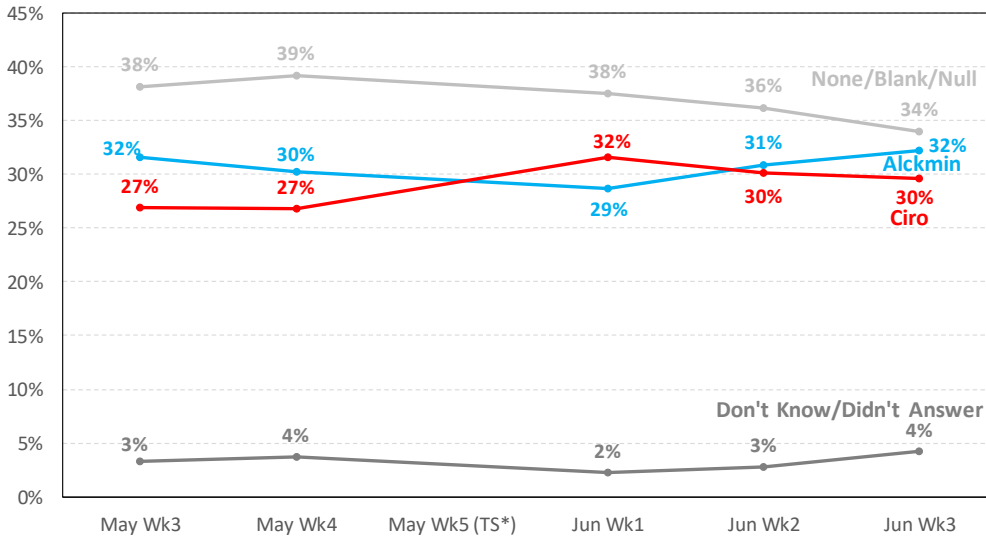


IF THERE'S A 2nd ROUND, WHO'D YOU VOTE FOR IF THE OPTIONS WERE:

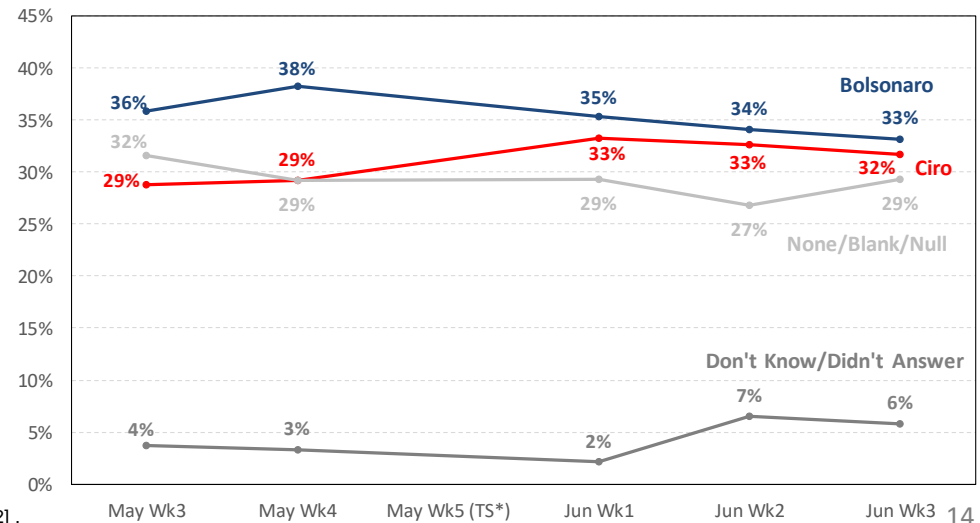


2nd Round Scenarios

IF THERE'S A 2nd ROUND, WHO'D YOU VOTE FOR IF THE OPTIONS WERE:

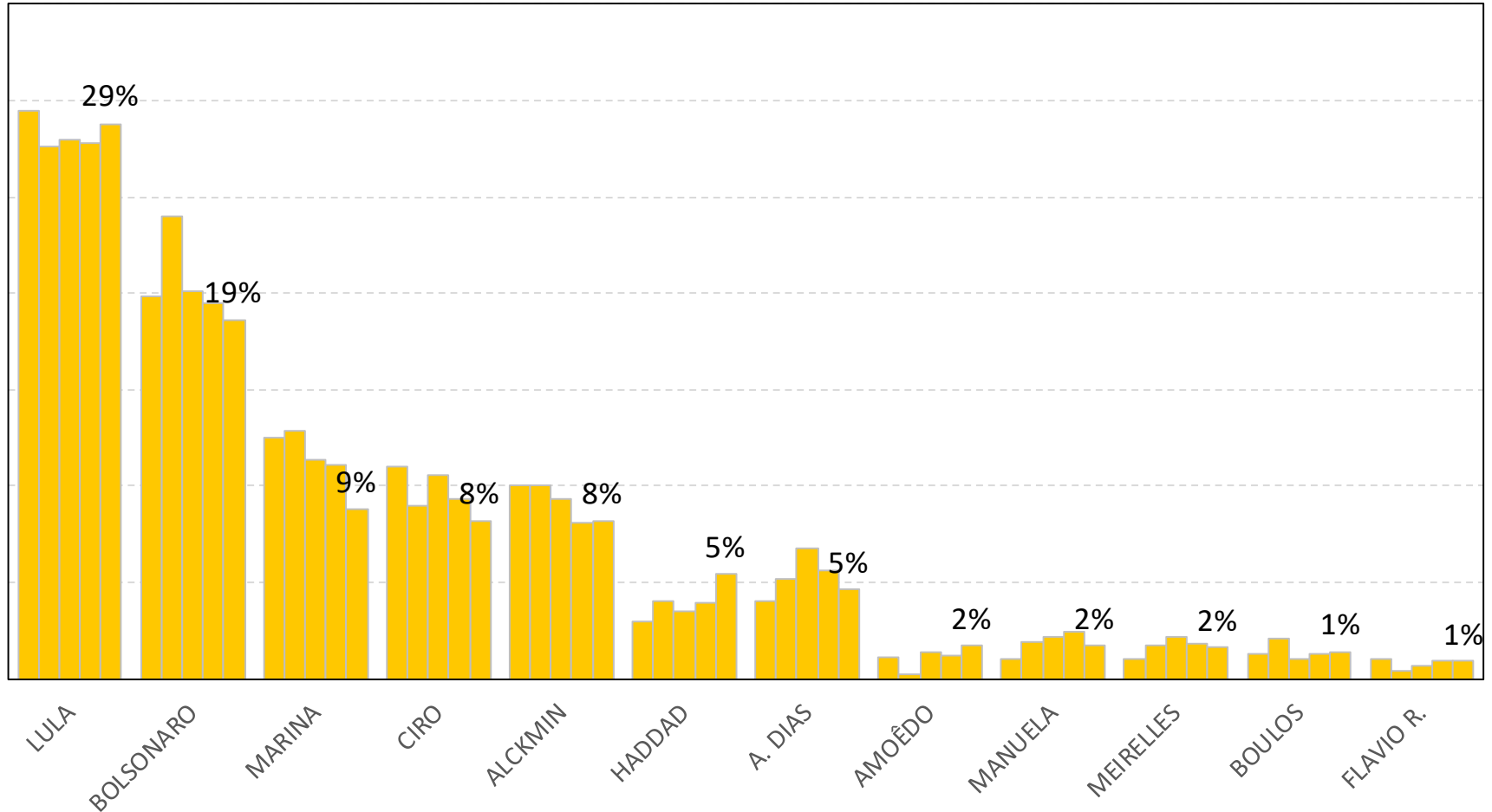


IF THERE'S A 2nd ROUND, WHO'D YOU VOTE FOR IF THE OPTIONS WERE:



Candidates Strong-Minded Votes

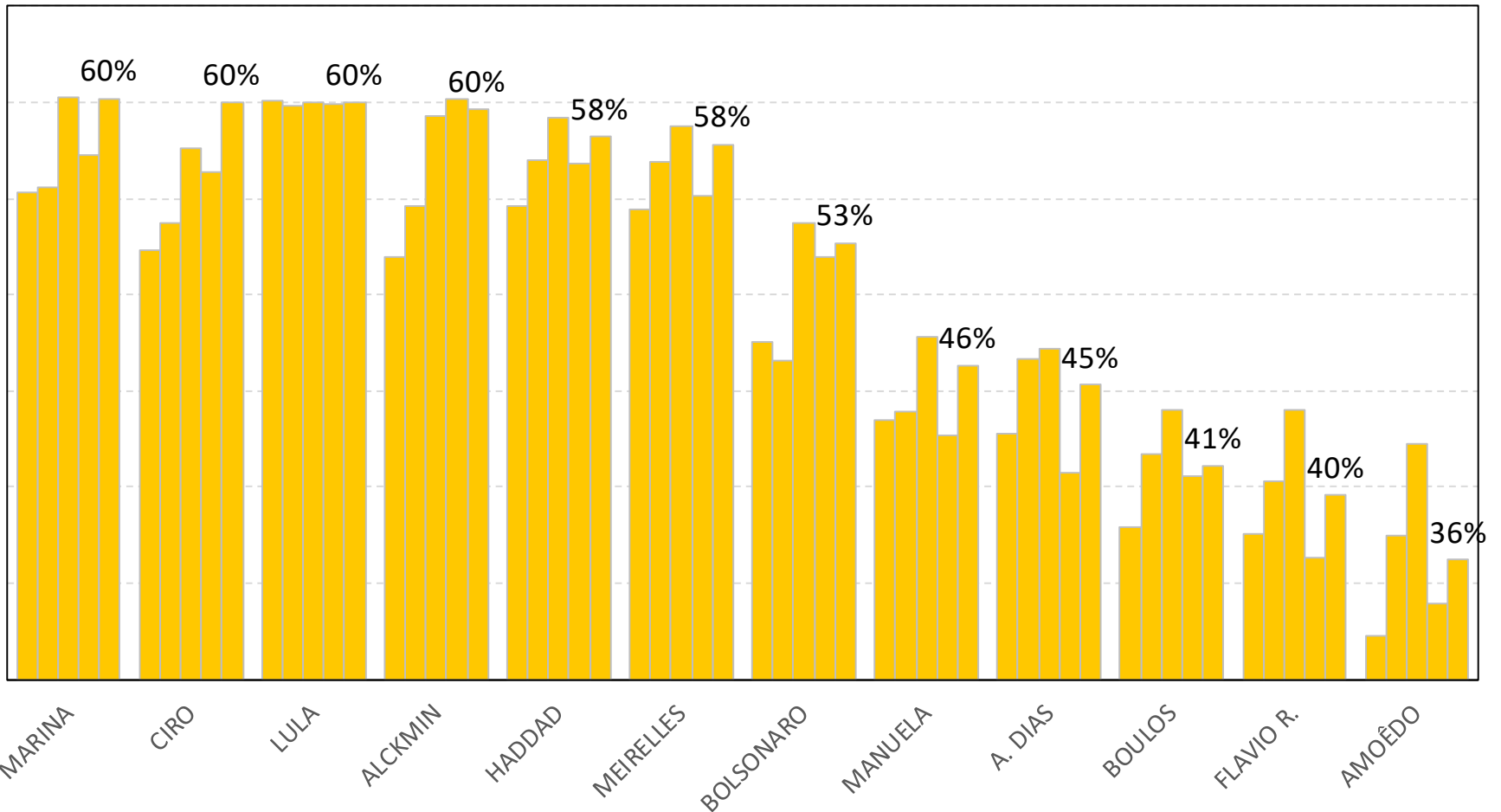
- 'Will surely vote for' -



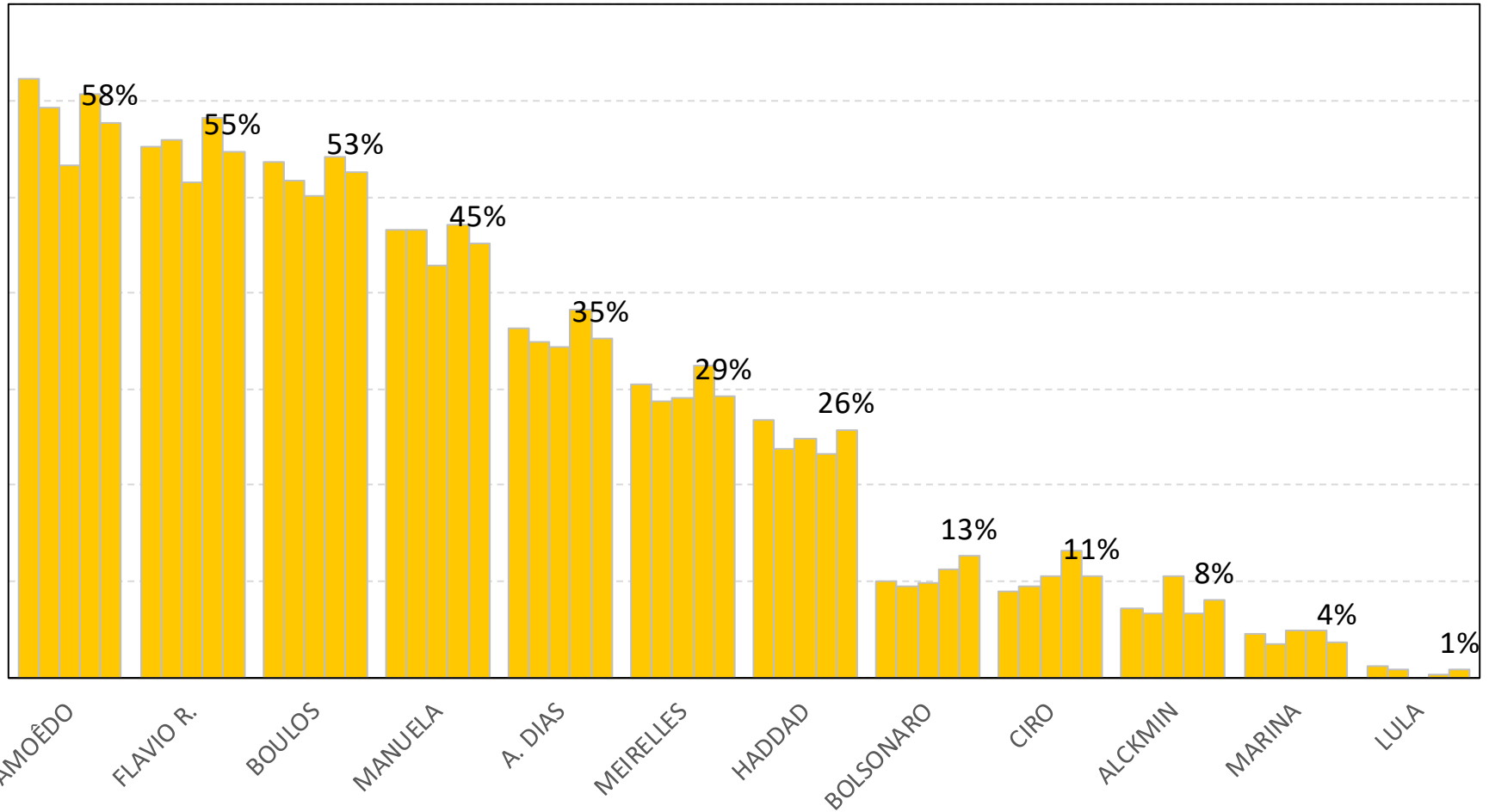
Source: XP Investimentos – Presidential Polls [TSE register # available on slide 2].

Candidates Rejection

- 'Wouldn't vote in any scenario' -



Unfamiliarity Rate - 'Don't know enough' -



Conviction, recognition and rejection.

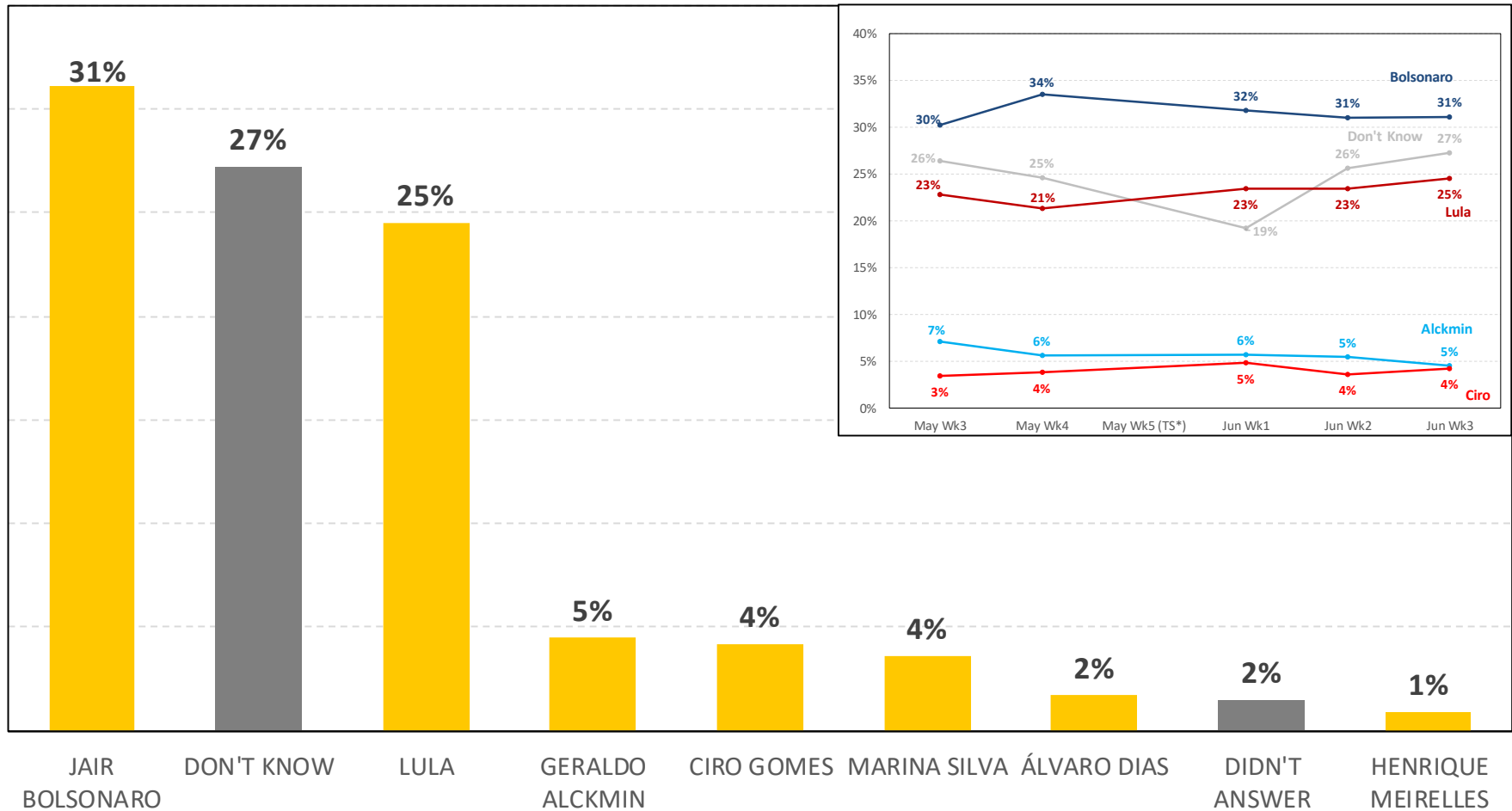
June
Week 3

IF I LIKE YOU TO SAY IF YOU'D SURELY VOTE FOR HIM, COULD VOTE FOR HIM, WOULDN'T VOTE IN ANY SCENARIOS OR IF YOU DON'T KNOW HIM ENOUGH TO SAY.

	Would Surely Vote	Could Vote	Wouldn't Vote	Don't Know Enough	Don't Know/ Didn't Answer	Total
LULA	29%	10%	60%	1%	1%	100%
BOLSONARO	19%	12%	53%	13%	4%	100%
MARINA	9%	27%	60%	4%	1%	100%
CIRO	8%	21%	60%	11%	1%	100%
ALCKMIN	8%	20%	60%	8%	4%	100%
HADDAD	5%	10%	58%	26%	0%	100%
A. DIAS	5%	14%	45%	35%	1%	100%
AMOÊDO	2%	4%	36%	58%	1%	100%
MANUELA	2%	7%	46%	45%	0%	100%
MEIRELLES	2%	11%	58%	29%	1%	100%
BOULOS	1%	5%	41%	53%	0%	100%
FLAVIO R.	1%	4%	40%	55%	0%	100%

June
Week 3

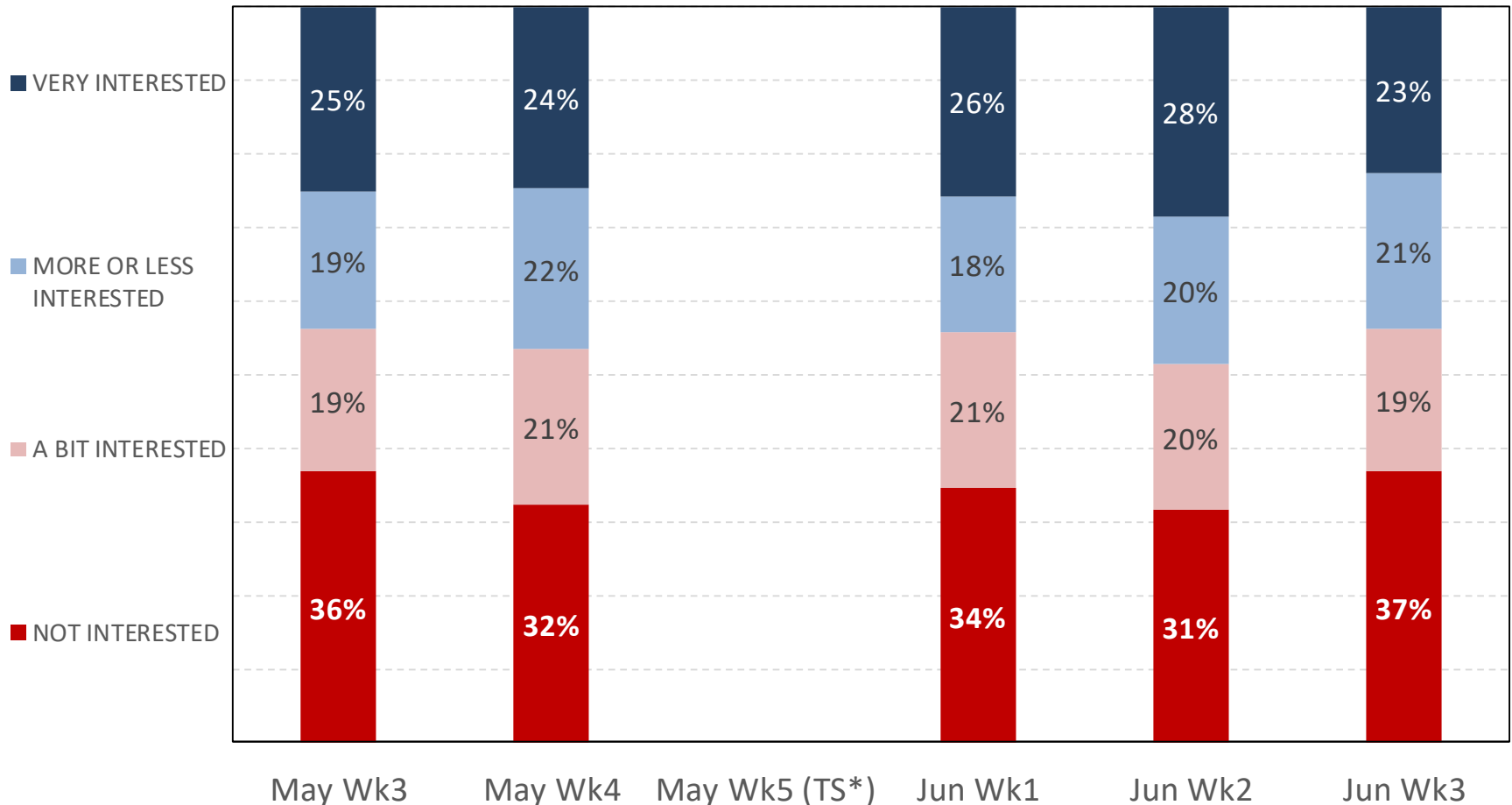
IN YOUR OPINION, WHO'S GOING TO WIN THE ELECTION FOR PRESIDENT ?



1. Electoral Scenarios

2. Assessing the electorate & Microdata Analysis

HOW INTERESTED ARE YOU IN THE ELECTIONS THAT WILL HAPPEN IN OCTOBER?



Undecided w/o PT candidate

Undecided w/o Lula

UNDECIDED'S VOTER PROFILE (% OF TOTAL) -SCENARIO 1

Deviation to Population Average	
GENDER	REGION
MALE -8%	NORTH 0%
FEMALE 8%	NORTHEAST 7%
AGE	SOUTHEAST -1%
16 & 17 YO 0%	SOUTH -3%
18 TO 34 YO 2%	MIDWEST -3%
35 TO 54 YO 1%	TYPE OF CITY
+55 YO -3%	CAPITAL TOWNS 2%
OCUPATION	OUTLYING TOWNS 2%
WORKING -1%	COUNTRY TOWNS -4%
NOT WORKING 1%	CITY SIZE
INCOME (MW = USD260)	< 50.000 HAB -7%
E CLASS (< 1 MW) 9%	50.001 TO 200.000 HAB 3%
D CLASS (1 TO 2 MW) 4%	200.001 TO 500.000 HAB 4%
C CLASS (2 TO 5 MW) -7%	> 500.000 HAB 0%
B CLASS (5 TO 20 MW) -3%	RELIGION
A CLASS (> 20 MW) -2%	CATHOLIC 1%
DIDN'T ANSWER 0%	EVANGELICAL -2%
EDUCATION LEVEL	HAVE NO RELIGION 0%
ELEMENTARY SCHOOL 3%	SPIRITTUALISM 0%
MIDDLE SCHOOL 2%	OTHER 0%
HIGH SCHOOL -3%	ADVENTITST 1%
HIGHER EDUCATION -2%	AFRICAN-BRAZILIAN 0%

UNDECIDED'S VOTER PROFILE (% OF TOTAL) -SCENARIO 2

Deviation to Population Average	
GENDER	REGION
MALE -10%	NORTH 0%
FEMALE 10%	NORTHEAST 0%
AGE	SOUTHEAST 2%
16 & 17 YO 0%	SOUTH 0%
18 TO 34 YO -1%	MIDWEST -2%
35 TO 54 YO 5%	TYPE OF CITY
+55 YO -4%	CAPITAL TOWNS -1%
OCUPATION	OUTLYING TOWNS 3%
WORKING -4%	COUNTRY TOWNS -3%
NOT WORKING 4%	CITY SIZE
INCOME (MW = USD260)	< 50.000 HAB -6%
E CLASS (< 1 MW) 8%	50.001 TO 200.000 HAB 2%
D CLASS (1 TO 2 MW) 5%	200.001 TO 500.000 HAB 5%
C CLASS (2 TO 5 MW) -6%	> 500.000 HAB -1%
B CLASS (5 TO 20 MW) -5%	RELIGION
A CLASS (> 20 MW) -3%	CATHOLIC 0%
DIDN'T ANSWER 0%	EVANGELICAL -1%
EDUCATION LEVEL	HAVE NO RELIGION 0%
ELEMENTARY SCHOOL 3%	SPIRITTUALISM 1%
MIDDLE SCHOOL 2%	OTHER 0%
HIGH SCHOOL 0%	ADVENTITST 0%
HIGHER EDUCATION -4%	AFRICAN-BRAZILIAN 0%

Slightly prevalence of: female, with lower income from the NE.

Slightly prevalence of: female, with lower income.

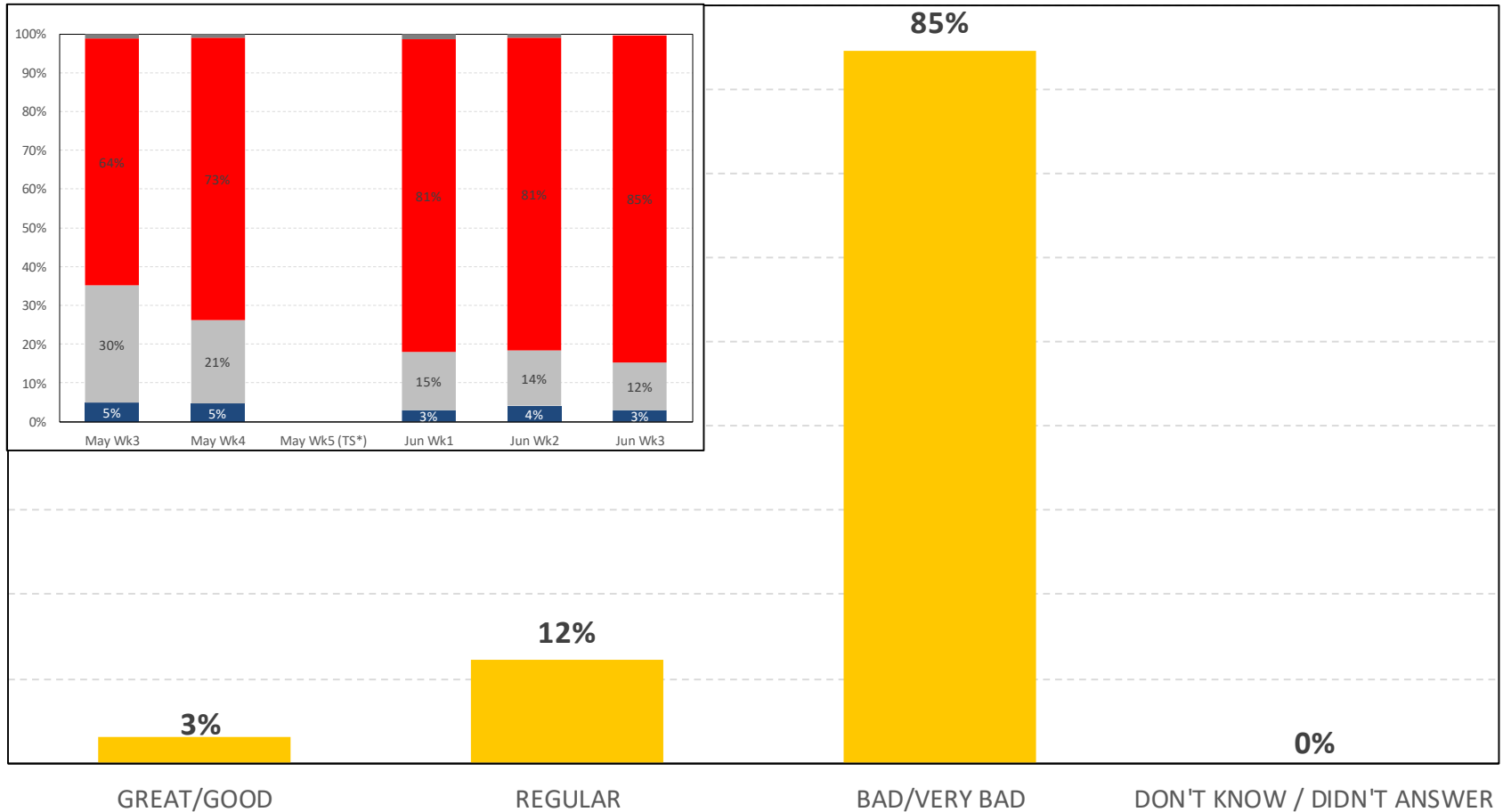
Core Undecided

UNDECIDED'S VOTER PROFILE (% OF TOTAL) -SCENARIO 3	
Deviation to Population Average	
GENDER	
MALE	-7%
FEMALE	7%
AGE	
16 & 17 YO	0%
18 TO 34 YO	0%
35 TO 54 YO	1%
+55 YO	-1%
OCUPATION	
WORKING	-4%
NOT WORKING	4%
INCOME (MW = USD260)	
E CLASS (< 1 MW)	4%
D CLASS (1 TO 2 MW)	5%
C CLASS (2 TO 5 MW)	-6%
B CLASS (5 TO 20 MW)	-2%
A CLASS (> 20 MW)	-1%
DIDN'T ANSWER	0%
EDUCATION LEVEL	
ELEMENTARY SCHOOL	4%
MIDDLE SCHOOL	0%
HIGH SCHOOL	-1%
HIGHER EDUCATION	-3%
REGION	
NORTH	-1%
NORTHEAST	-5%
SOUTHEAST	6%
SOUTH	1%
MIDWEST	-2%
TYPE OF CITY	
CAPITAL TOWNS	1%
OUTLYING TOWNS	2%
COUNTRY TOWNS	-3%
CITY SIZE	
< 50.000 HAB	-6%
50.001 TO 200.000 HAB	3%
200.001 TO 500.000 HAB	3%
> 500.000 HAB	1%
RELIGION	
CATHOLIC	-3%
EVANGELICAL	1%
HAVE NO RELIGION	0%
SPIRITTUALISM	2%
OTHER	2%
ADVENTITST	0%
AFRICAN-BRAZILIAN	0%

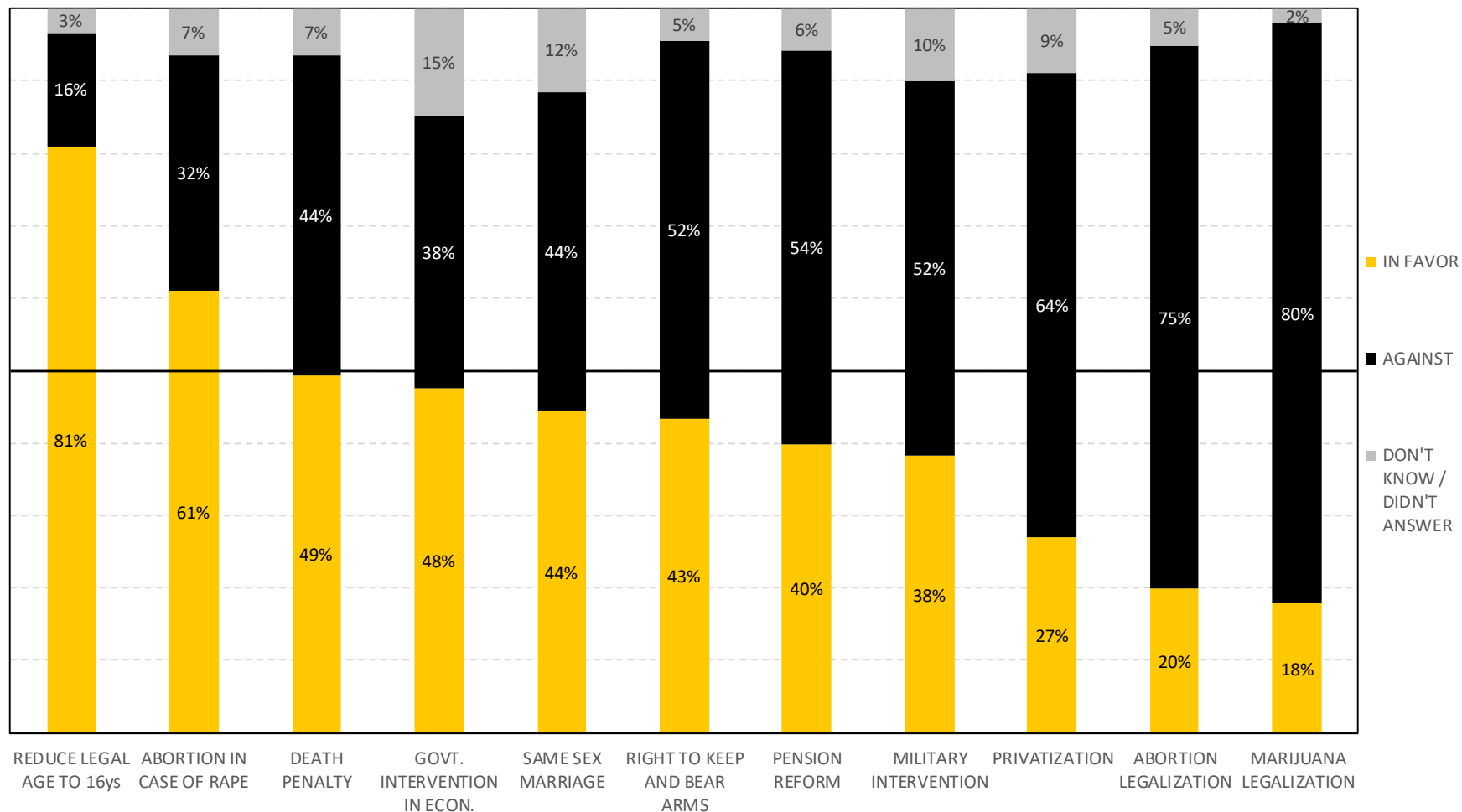
Slightly prevalence of: female, from big cities from the SE.

June
Week 3

HOW DO YOU EVALUATE MICHEL TEMER'S GOVERNMENT SO FAR?



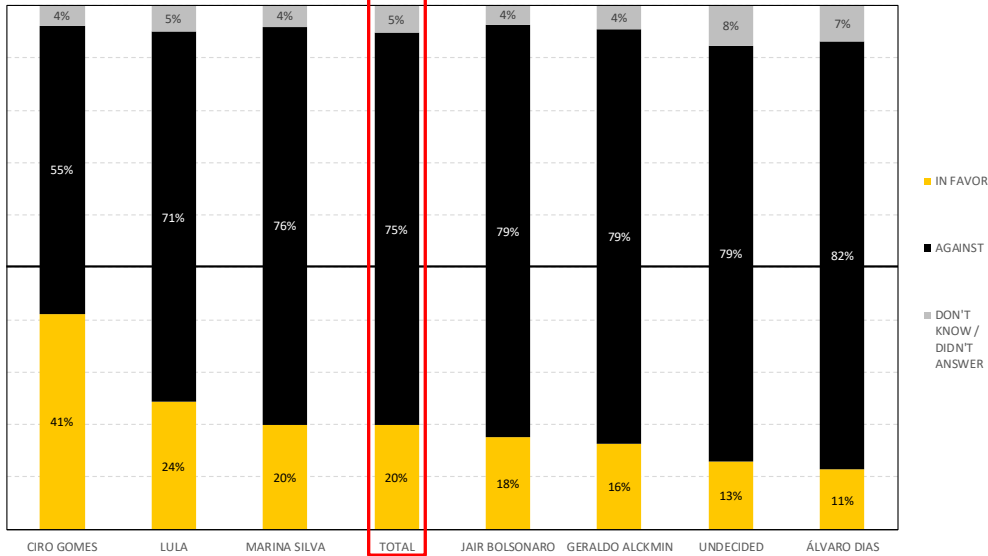
ARE YOU IN FAVOR OR AGAINST _____:



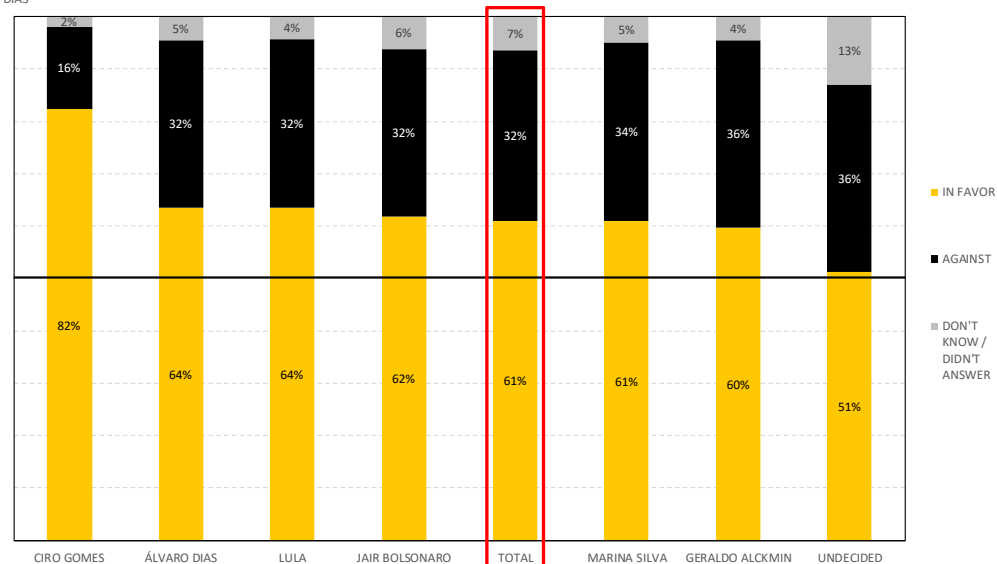
Major Themes by Candidate

MICRODATA SPECIAL

ABORTION LEGALIZATION

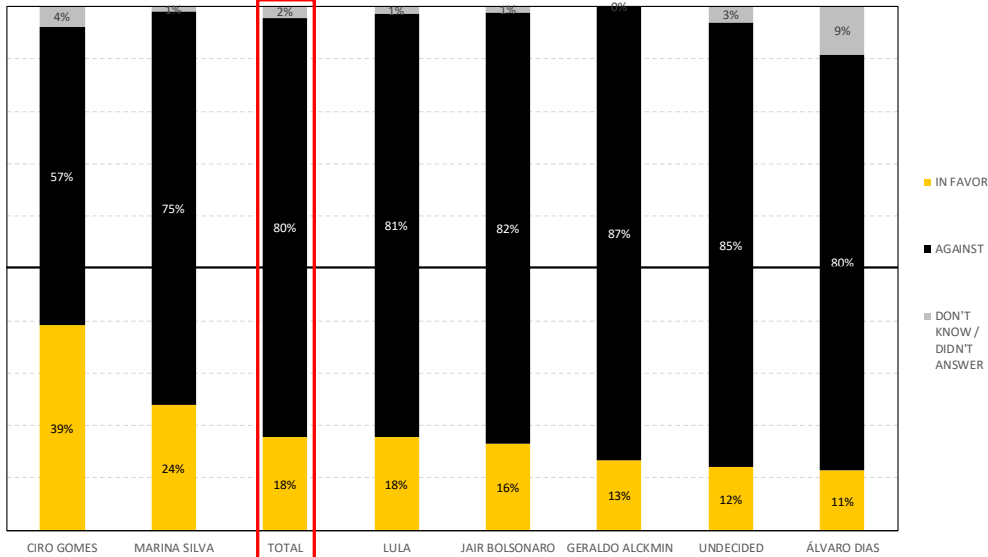


ABORTION IN CASE OF RAPE

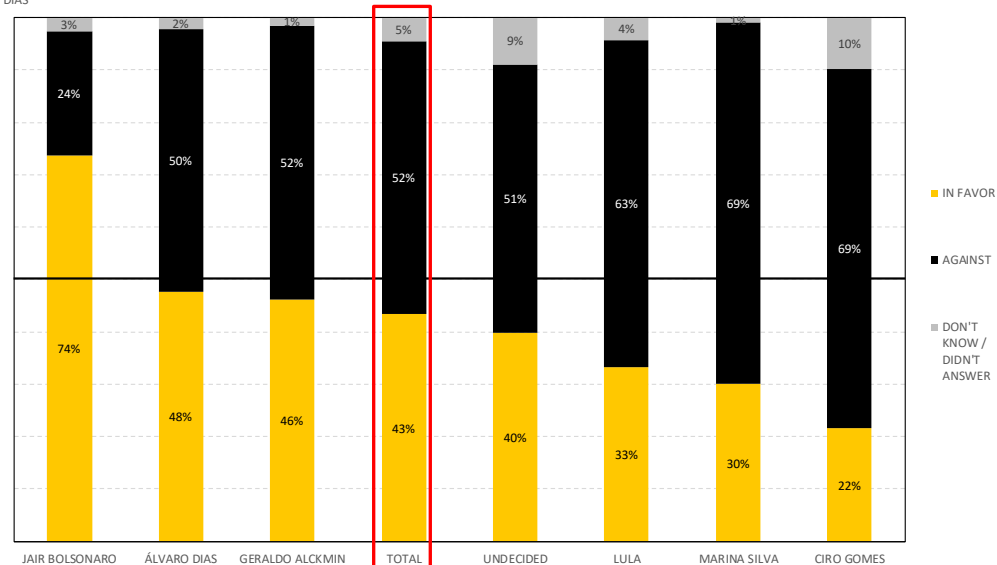


Major Themes by Candidate

MARIJUANA LEGALIZATION



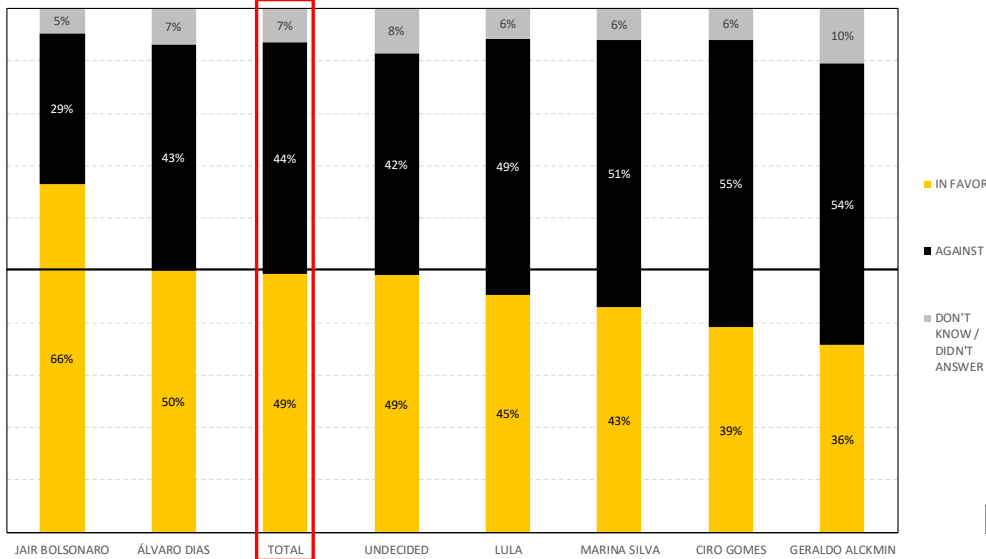
RIGHT TO KEEP AND BEAR ARMS



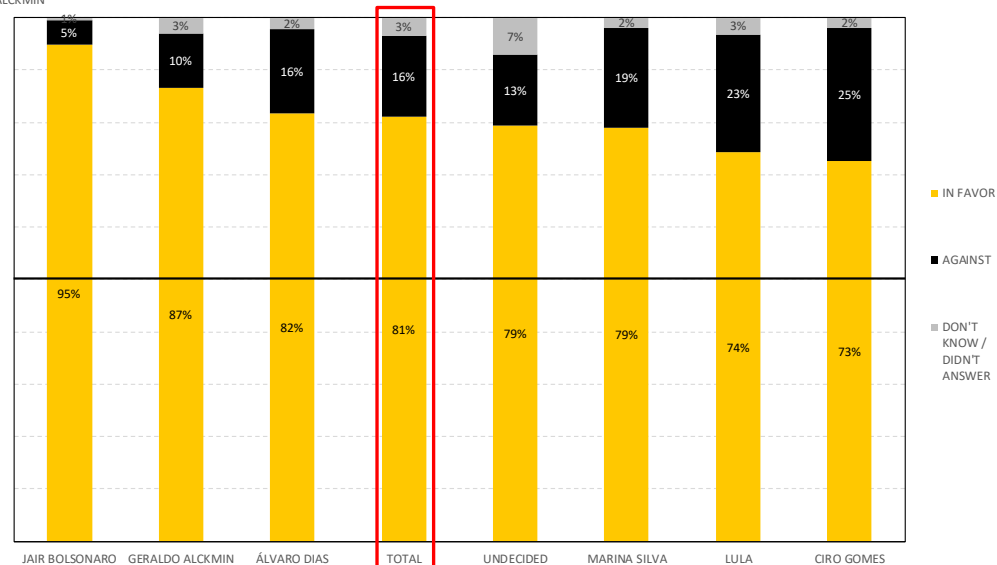
Major Themes by Candidate

MICRODATA SPECIAL

DEATH PENALTY

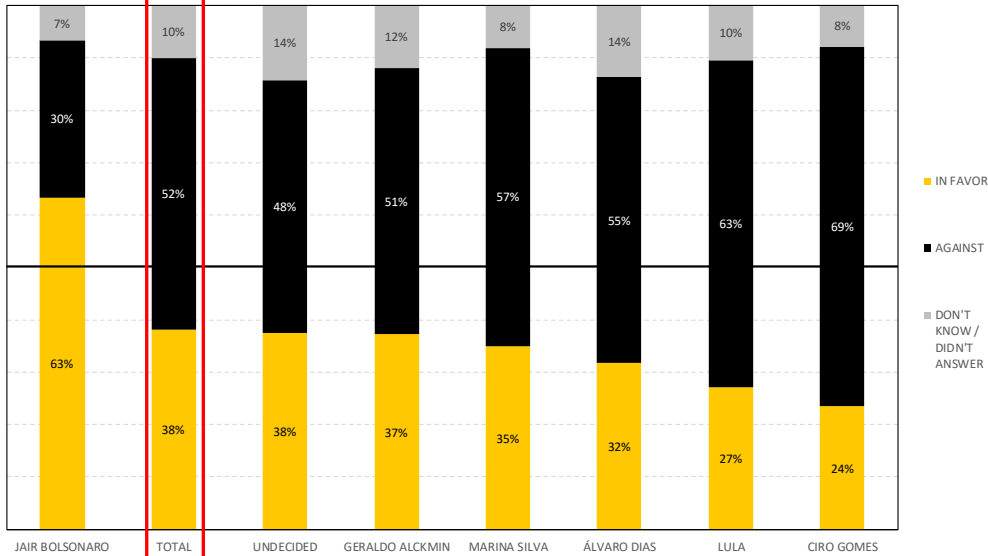


REDUCE LEGAL AGE TO 16ys (from 18)

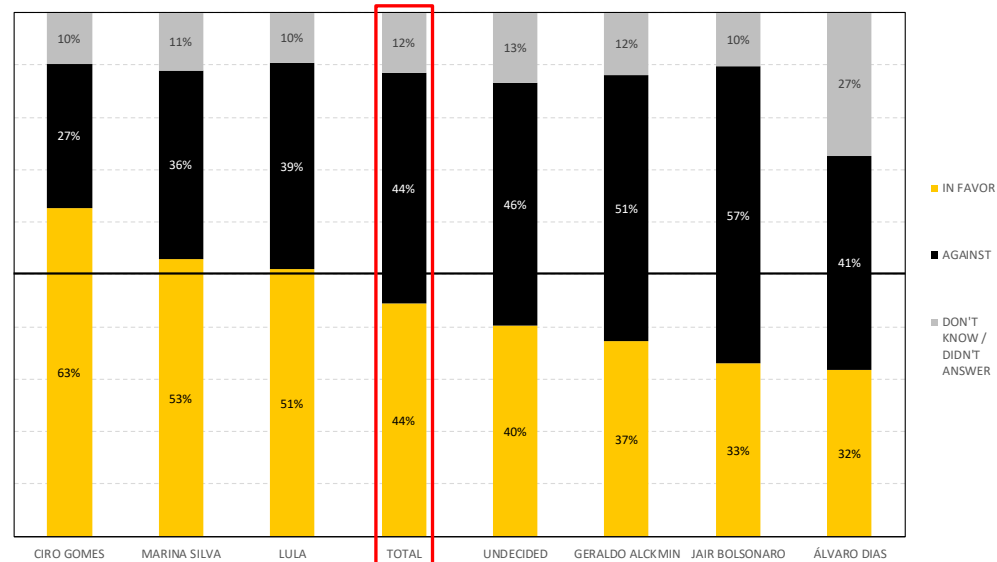


Major Themes by Candidate

MILITARY INTERVENTION



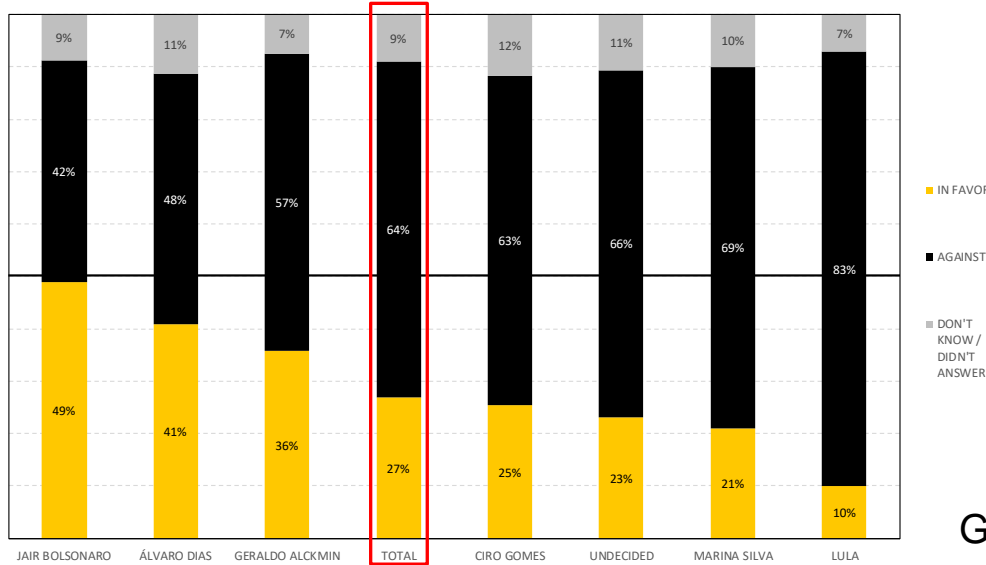
SAME SEX MARRIAGE



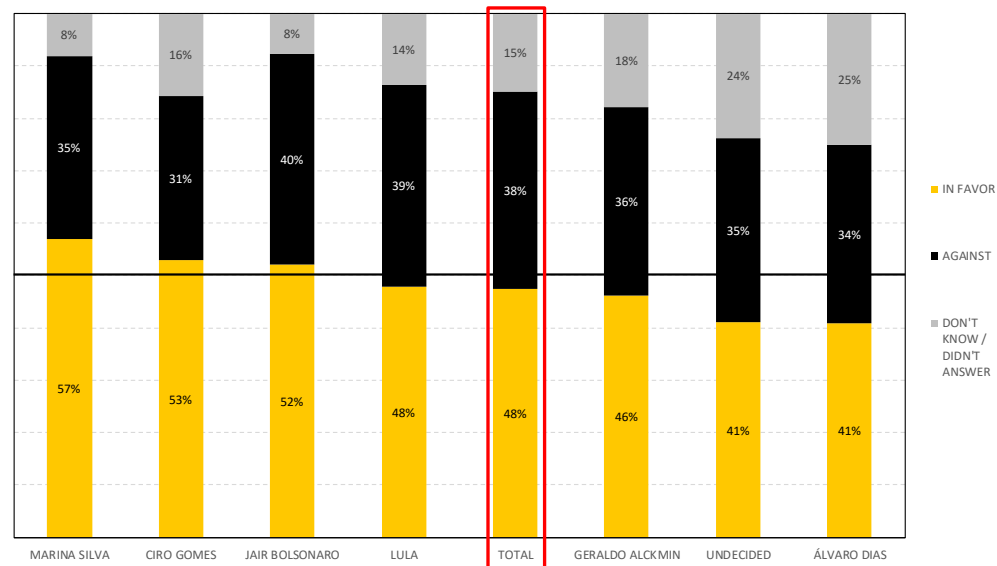
Major Themes by Candidate

MICRODATA SPECIAL

PRIVATIZATIONS

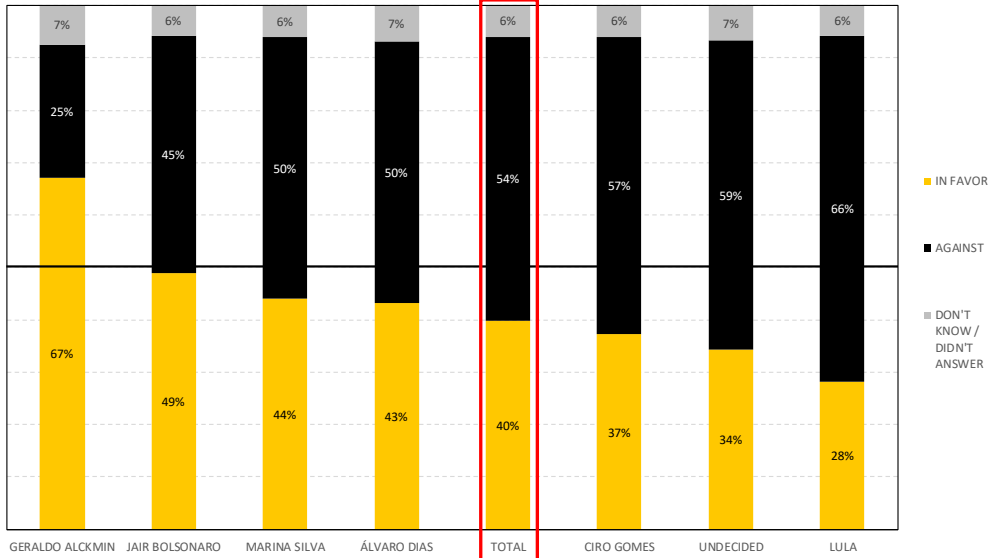


GOVT. INTERVENTION IN THE ECONOMY



Major Themes by Candidate

PENSION REFORM



This material was prepared by XP Investimentos (“XPI”).

XPI and its affiliates, parent, shareholders, directors, officers, employees, and licensors will not be liable (individually, jointly, or severally) to you or any other person as a result of your access, reception, or use of the information contained in this communication.

All opinions, projections and estimates constitute the judgment of the author as of the date of transmission and these, plus any other information contained herein, are subject to change without notice. Nothing in this report constitutes a representation that any investment strategy or recommendation contained herein is suitable or appropriate to a recipient’s individual circumstances or otherwise constitutes a personal recommendation.

This report is published solely for information purposes, it does not constitute an advertisement and is not to be construed as a solicitation or an offer to buy or sell any securities or related financial instruments. This material (including any attachments) is confidential, may contain proprietary or privileged information and is intended for the named recipient(s) only.

In addition, according to CVM Deliberation No. 443/2002, XPI warns that the use of the information of possible electoral results presented in this poll, to operate in the Brazilian stock markets before public disclosure, may characterize unfair practice, in violation of the CVM instruction No. 8/1979.

Las but not least, XPI and its affiliates don’t have any connection nor preference with any candidate or political party presented in this poll and limits itself to only present analysis on the data collected independently by the “Instituto de Pesquisas Sociais, políticas e econômicas (IPESPE)” which is properly registered under the Brazilian regulation.



© GrupoXP

June 2018